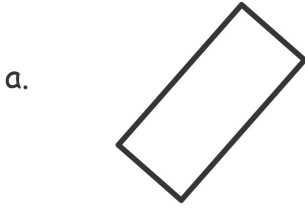


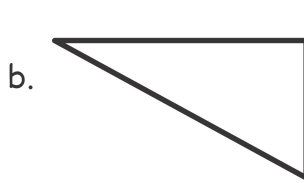
Name _____

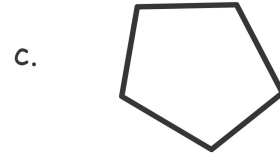
Date _____

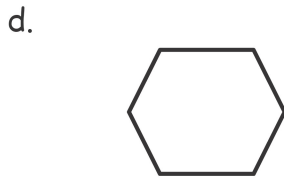
1. Count the number of sides and angles for each shape to identify each polygon. The polygon names in the word bank may be used more than once.

Hexagon	Quadrilateral	Triangle	Pentagon
---------	---------------	----------	----------





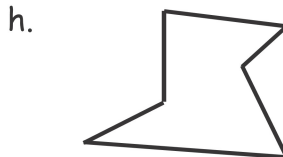






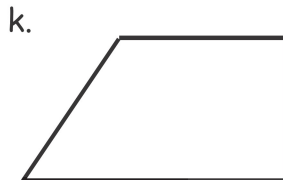









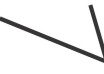








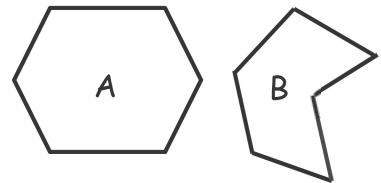




2. Draw more sides to complete 2 examples of each polygon.

	Example 1	Example 2
<p>a. Triangle For each example, _____ line was added. A triangle has _____ total sides.</p>		
<p>b. Hexagon For each example, _____ lines were added. A hexagon has _____ total sides.</p>		
<p>c. Quadrilateral For each example, _____ lines were added. A quadrilateral has _____ total sides.</p>		
<p>d. Pentagon For each example, _____ lines were added. A pentagon has _____ total sides.</p>		

3. a. Explain why both polygons A and B are hexagons.



b. Draw a different hexagon than the two that are shown.

4. Explain why both polygons C and D are quadrilaterals.

