

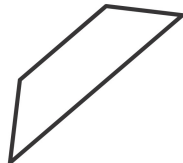
Name \_\_\_\_\_ Date \_\_\_\_\_

1. Use your ruler to draw 2 parallel lines that are not the same length.
2. Use your ruler to draw 2 parallel lines that are the same length.
3. Trace the parallel lines on each quadrilateral using a crayon. For each shape with two sets of parallel lines, use two different colors. Use your index card to find each square corner, and box it.

a.




b.



c.



d.



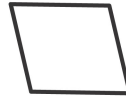
e.



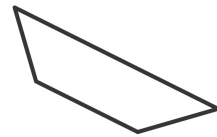
f.



g.



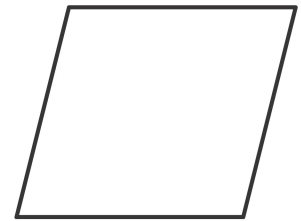
h.



4. Draw a parallelogram with no square corners.

5. Draw a quadrilateral with 4 square corners.

6. Measure and label the sides of the figure to the right with your centimeter ruler. What do you notice? Be ready to talk about the attributes of this quadrilateral. Can you remember what this polygon is called?



7. A square is a special rectangle. What makes it special?

---

---