

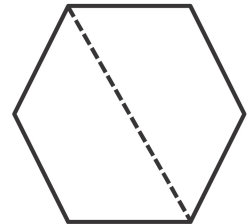
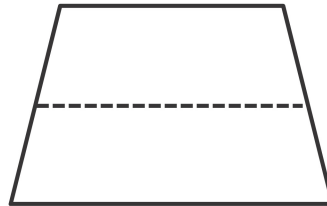
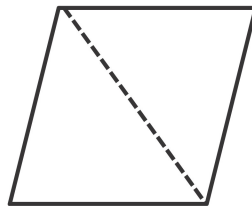
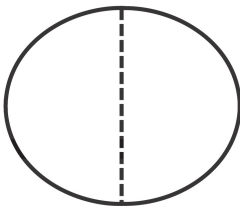
Name \_\_\_\_\_

Date \_\_\_\_\_

1. Solve the following puzzles using your tangram pieces. Draw your solutions in the space below.

a. Use the two smallest triangles to make one larger triangle.	b. Use the two smallest triangles to make a parallelogram with no square corners.
c. Use the two smallest triangles to make a square.	d. Use the two largest triangles to make a square.
e. How many equal shares do the larger shapes in Parts (a-d) have?	f. How many halves make up the larger shapes in Parts (a-d)?

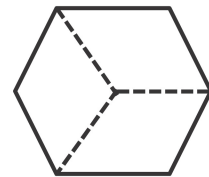
2. Circle the shapes that show halves.



3. Show how 3 triangle pattern blocks form a trapezoid with one pair of parallel lines. Draw the shape below.

- a. How many equal shares does the trapezoid have? \_\_\_\_\_
- b. How many thirds are in the trapezoid? \_\_\_\_\_

4. Circle the shapes that show thirds.



5. Add another triangle to the trapezoid you made in Problem 3 to make a parallelogram. Draw the new shape below.

- a. How many equal shares does the shape have now? \_\_\_\_\_
- b. How many fourths are in the shape? \_\_\_\_\_

6. Circle the shapes that show fourths.

