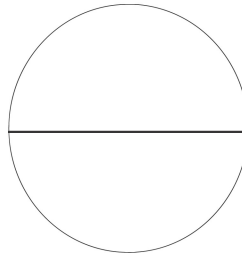
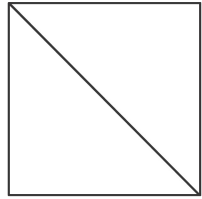
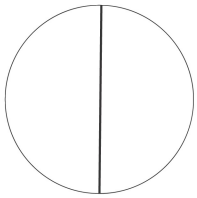


Name \_\_\_\_\_


Date \_\_\_\_\_

1. a. Do the shapes below show halves or thirds? \_\_\_\_\_



- b. Draw 1 more line to partition each shape above into fourths.

2. Partition each rectangle into thirds. Then, shade the shapes as indicated.



2 thirds




1 third




3 thirds


3. Partition each circle into fourths. Then, shade the shapes as indicated.



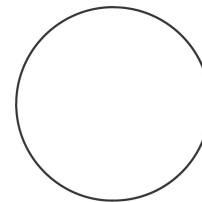
1 fourth



3 fourths




4 fourths



2 fourths

4. Partition and shade the following shapes. Each rectangle or circle is one whole.

a. 1 half




b. 1 fourth



c. 1 third




d. 2 fourths



e. 2 halves




f. 2 thirds



g. 3 thirds



h. 3 fourths



i. 3 halves



5. Split the pizza below so that Shane, Raul, and John all have an equal share. Label each student's share with his name.

What fraction of the pizza did the boys get in all?

